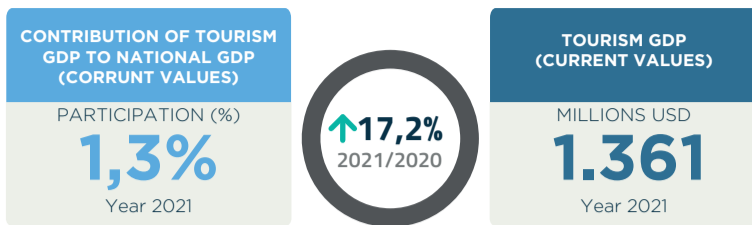


TOURISM KEY INDICATORS

September 2022

Tourism GDP

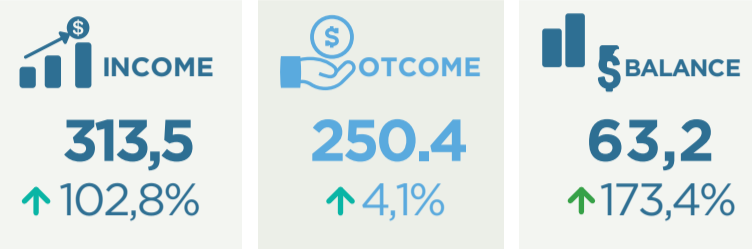
Annual 2021*



Source: Central Bank of Ecuador/Ministry of Tourism.
*Update with available data as of January 2021.

Tourism Balance (I Term 2022)

Millions USD



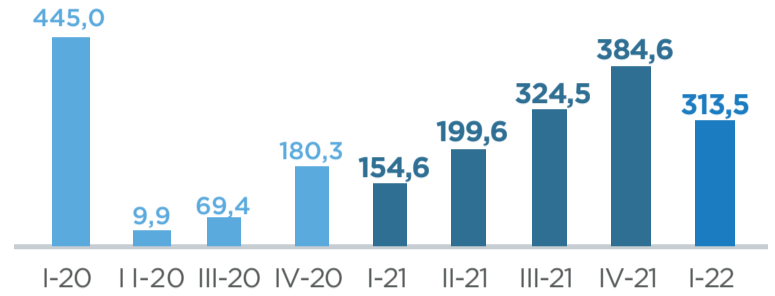
Foreign Currency Income from Tourism

Annual 2020 - 2021

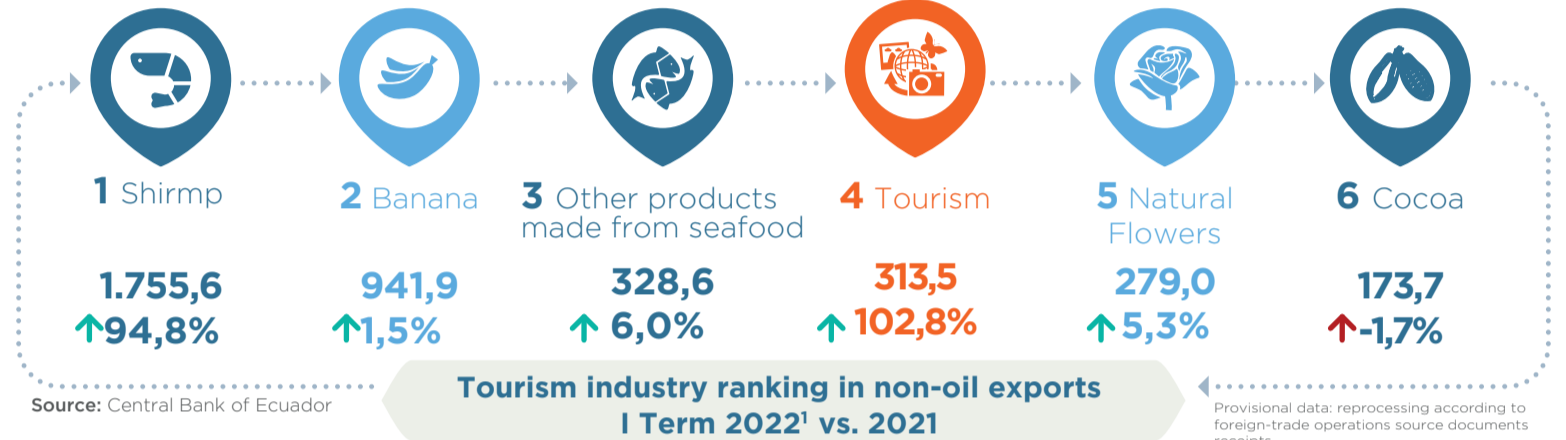


Quartely

Millions USD

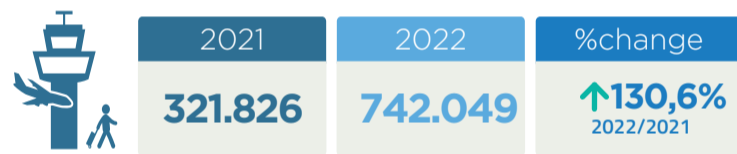


Source: Central Bank of Ecuador - Balance of Payments.
Note: Includes travel account and passenger transportation by air.



International Tourist Arrivals

January - August 2021 vs. 2022



Ranking

January - August 2022

Position	Country	Arrivals	Participation%
1.	United States	277.128	37,3%
2.	Colombia	114.539	15,4%
3.	Spain	73.918	10,0%
4.	Peru	53.101	7,2%
5.	Germany	15.391	2,1%
6.	Canada	15.103	2,0%
7.	Mexico	14.522	2,0%
8.	Chile	13.888	1,9%
9.	United Kingdom	12.972	1,7%
10.	Italy	12.878	1,7%
	Other	138.609	18,7%
Total		742.049	100,0%

Source: Provisional data for years 2022.
Note: includes all means of transportation: air, waterway, land.

Amount of Sales in Tourist Activities

Annual 2020-2021



Period: January - July 2021 vs. 2022



Cumulative sales variation

USD 596,6

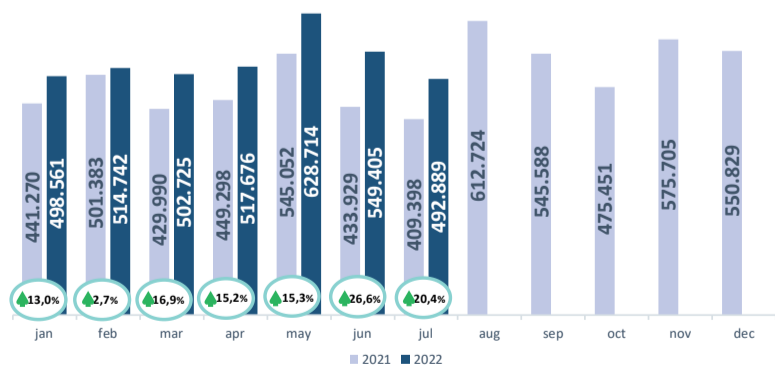
millions

This value corresponds to the total dollar revenue that would be missing to match the losses recorded between 2019 and 2020 of \$2.513,1 million.

Source: SRI - SAIKU (F104), downloaded on 07/09/2022
Note: May information pending on update by the SRI

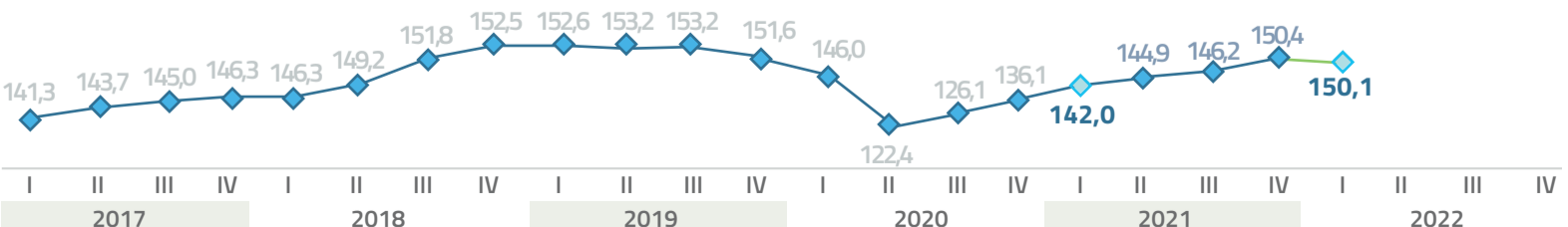
Employment in the tourism sector 2021-2022

(accommodation and food services)



Source: INEC (Employment, Unemployment and Underemployment Survey).
Note: Includes tourist and non-tourist employment.

Short-term Tourism Index Evolution



Source: Central Bank of Ecuador / Tourism Satellite Account (TSA) - MINTUR